

## SEAL EXPANSION JOINT

Floor to Floor | Deck to Deck

25 - 100 mm ( 1 - 4" ) Expansion Gaps

# Flexatec 1210 : A01

## Features

### Surface

Ribbed surface for improved slip resistance

Americans with Disabilities Act (ADA) compliant across the entire movement cycle

### Movement

Good movement capacity


ASTM E-1399 Class I: Thermal  
Class II: Wind

## Traffic Frequency per day

|   |   |   |   |   |
|---|---|---|---|---|
|  |  |  |  |  |
| > 25,000  | -   | ≤ 10  | > 25,000  | ≤ 100   |

## System Options

|                         |                                |
|-------------------------|--------------------------------|
| Gap width(s)            | 25, 50, 75, 100 mm             |
| Height(s)               | 18 mm                          |
| Metal type(s):          | None                           |
| Colour(s)               | Black (RAL 7021) coloured seal |
| Fire barrier            | 120-240 minutes                |
| Waterproofing           | Not applicable                 |
| Pre-assembly in factory | Contact Vexcolt                |



## APPLICATIONS

Airport Terminals | Educational | Exhibition Centres  
Department Stores | Distribution & Retail Warehouses  
Factories | Hospitals | Museums | Offices & Hotels  
Parking | Places of Worship | Residential Buildings  
Rail, Metros & Elevated Rail Stations | Roads & Bridges  
Shopping Centres | Sports Stadiums | Supermarkets

## SEAL EXPANSION JOINT





Floor to Floor | Deck to Deck  
25 - 100 mm ( 1 - 4" ) Expansion Gaps

# Flexatec 1210 : A01

### Expansion Joint Selection Criteria

### Load Rating

### Product Details

| Joint Location               | Gap Width B(mm) | Movement Capacity (mm) |         | Eurocode Rating   |   |   |   | Product Dimensions |         |                  |                 | Product Number |
|------------------------------|-----------------|------------------------|---------|---|---|---|---|--------------------|---------|------------------|-----------------|----------------|
|                              |                 | ±                      | [Total] |  |  |  |  | Height             |         | Sightline A (mm) | Blockout C (mm) |                |
|                              |                 |                        |         |   |   |   |   | H1 (mm)            | H2 (mm) |                  |                 |                |
| Floor - Floor<br>Deck - Deck | 25              | ± 7                    | [15]    | -   | 36 kN   | 30 kN   | 120 kN  | 18                 | 54      | 40               | 125             | 1210-A01-025   |
|                              | 50              | ± 15                   | [30]    |   |   |   |   |                    | 65      | 150              | 1210-A01-050    |                |
|                              | 75              | ± 25                   | [50]    |   |   |   |   |                    | 90      | 175              | 1210-A01-075    |                |
|                              | 100             | ± 32                   | [64]    |   |   |   |   |                    | 115     | 200              | 1210-A01-100    |                |

