

METAL EXPANSION JOINT

Floor to Floor | Floor to Wall

50 - 150 mm (2 - 6") Expansion Gaps

Megatec 370 : A01-A02

Features

Surface

Hairline serrated surface for improved slip resistance
Americans with Disabilities Act (ADA) compliant
across the entire movement cycle

Movement

High movement capacity


ASTM E-1399 Class I: Thermal
Class II: Wind

Traffic Frequency per day

				
≤ 25,000	≤ 100	≤ 100	-	-

System Options

Gap width(s)	50, 75, 100, 150 mm
Height(s)	6 mm
Metal type(s)	6063 T5 & T6 Aluminium
Seal colour(s)	No seal used
Fire barrier	120-240 minutes
Waterproofing	Moisture barrier
Pre-assembly in factory	Contact Vexcolt



APPLICATIONS

Airport Terminals | Educational | Exhibition Centres
Department Stores | Distribution & Retail Warehouses
Factories | Hospitals | Museums | Offices & Hotels
Parking | Places of Worship | Residential Buildings
Rail, Metros & Elevated Rail Stations | Roads & Bridges
Shopping Centres | Sports Stadiums | Supermarkets

METAL EXPANSION JOINT

Floor to Floor | Floor to Wall





50 - 150 mm (2 - 6") Expansion Gaps

Megatec 370 : A01-A02

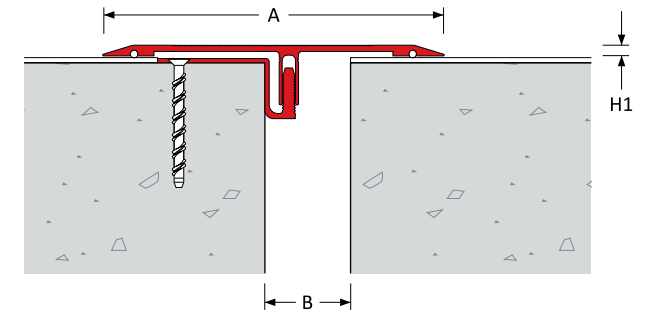
Expansion Joint Selection Criteria

Load Rating

Product Details

Joint Location	Gap Width B(mm)	Movement Capacity (mm)		Eurocode Rating				Product Dimensions				Product Number		
		±	[Total]					Height		Sightline	Blockout			
								H1 (mm)	H2 (mm)	A (mm)	C (mm)			
Floor - Floor	50	± 25	[50]	5 kN	31 kN			6	-	199	-	370-A01-050		
	75	± 37	[75]							239			370-A01-075	
	100	± 50	[100]	-	-	-	-			274			370-A01-100	
	150	± 75	[150]							349			370-A01-150	
Floor - Wall	50	± 25	[50]	5 kN	31 kN			6	84	95	-	370-A02-050		
	75	± 37	[75]										136	370-A02-075
	100	± 50	[100]	-	-	-	-						171	370-A02-100
	150	± 75	[150]										246	370-A02-150

Megatec 370 : A01



Megatec 370 : A02

