

## CONTROL JOINT

Floor to Floor

10 - 20 mm ( 13/32 - 25/32" ) Joint Width

# Micratec : TB

## Features

### Surface

Easy transit: Americans with Disabilities Act (ADA) compliant across the entire movement cycle

10mm minimum visible line width between finishes

### Movement

Excellent movement capacity for profile width

## Traffic Frequency per day

				
> 25,000	≤ 100	≤ 100	≤ 100	≤ 10

## System Options

Sightline width(s)	10, 15, 20 mm
Height(s)	25, 35, 50, 75 mm
Metal type(s)	6063 T5 & T6 Aluminium
Seal colour(s)	No seal used
Fire barrier	Not applicable
Waterproofing	Not applicable
Pre-assembly in factory	Not applicable



## APPLICATIONS

Airport Terminals | Educational | Exhibition Centres  
Department Stores | Distribution & Retail Warehouses  
Factories | Hospitals | Museums | Offices & Hotels  
Parking | Places of Worship | Residential Buildings  
Rail, Metros & Elevated Rail Stations | Roads & Bridges  
Shopping Centres | Sports Stadiums | Supermarkets

## CONTROL JOINT

Floor to Floor





10 - 20 mm ( 13/32 - 25/32" ) Joint Width

# Micratec : TB

### Expansion Joint Selection Criteria

### Load Rating

### Product Details

Joint Location	Gap Width B (mm)	Movement Capacity (mm)		Eurocode Rating				Product Dimensions				Product Number
		±	[Total]					Height		Sightline	Blockout	
								H1 (mm)	H2 (mm)	A (mm)	C (mm)	
Floor - Floor	-	± 1.0	[2.0]	10 kN	46 kN	30 kN	120 kN	25: 35:	-	10	50	TB-010-(H1)
		± 1.5	[3.0]					50: 75		15		TB-015-(H1)
		± 2.5	[5.0]	5 kN	31 kN	-	20	TB-020-(H1)				

When specifying or ordering please add the **height (H1)** required to the Product Reference.

For example Micratec : TB-015-050 denotes a control joint 50mm deep.

