

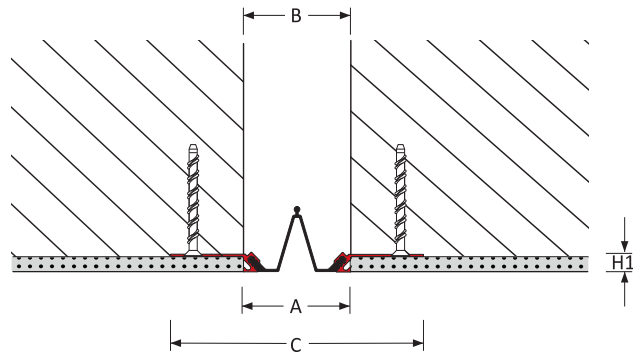
SINGLE-SEAL EXPANSION JOINT

Wall to Wall | Corner to Wall

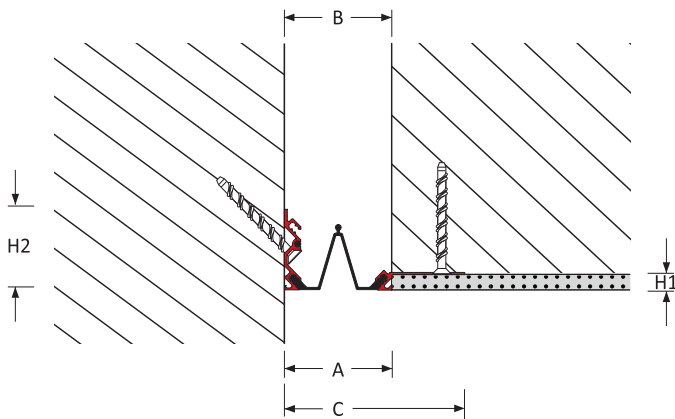
50 - 150 mm (2 - 6") Expansion Gaps

MaxAtec 112 : A07-A09

MaxAtec 112 : A07



MaxAtec 112 : A09



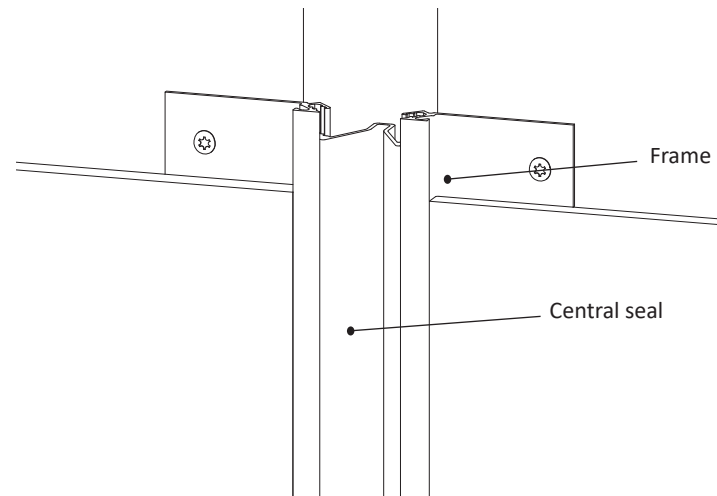
Expansion Joint Selection Criteria

Load Rating

Product Details

Joint Location	Gap Width B (mm)	Movement Capacity (mm)		Eurocode Rating				Product Dimensions		Sightline A (mm)	Blockout C (mm)	Product Number
		±	[Total]					H1 (mm)	H2 (mm)			
Wall – Wall	50	± 25	[50]	-	-	-	-	12	-	50	152	112-A07-050
	75	± 37	[75]							75	177	112-A07-075
	100	± 50	[100]							100	202	112-A07-100
	150	± 75	[150]							150	252	112-A07-150
Corner – Wall	50	± 25	[50]	-	-	-	-	12	55	50	101	112-A09-050
	75	± 37	[75]							75	126	112-A09-075
	100	± 50	[100]							100	151	112-A09-100
	150	± 75	[150]							150	201	112-A09-150

This product is supplied in 3 meter lengths.



Features

Surface

Ribbed surface for improved movement

Movement

Good movement capacity

ASTM E-1399 Class I: Thermal
 Class II: Wind
 Class III: Seismic

Materials

Metal type : 6063 T5 & T6 Aluminium
 Polymer type : PVC - Nitrile

Traffic Frequency per day



- - - - -

System Options

Gap width(s)	50, 75, 100, 150 mm
Height(s)	12 mm
Seal colour(s)	Black (RAL 7021) Grey (RAL 7038) Beige (RAL 1015) White (RAL 9003)

Optional Add-ons

Aluminium Finish(es)	Mill finish (Standard) Anodised : To an Anolok Colour Powder coated : To a RAL Colour
Fire barrier	120, 240 minutes
Waterproofing	EPDM Membrane Closed-cell Foam
Pre-assembly in factory	Contact Vexcolt

MaxAtec 112 : A07-A09



APPLICATIONS

Airport Terminals | Educational | Exhibition Centres
 Department Stores | Distribution & Retail Warehouses
 Factories | Hospitals | Museums | Offices & Hotels
 Parking | Places of Worship | Residential Buildings
 Rail, Metros & Elevated Rail Stations | Roads & Bridges
 Shopping Centres | Sports Stadiums | Supermarkets